









Model	Heat pump	Capacity	Airflow volume	Dimension indoor unit, mm	Energy Class	Power Input, W	Compressor	EER / COP	Connecting pipe diametr	Retail price	
		kW	m3/h							RUB	USD
model Uluru Inverter											
		<ul style="list-style-type: none"> Energy efficiency class A 3D Auto WiFi control (option) Self-diagnosis function Autoclean Mode Turbo 									
ACI - 08 HE	Heating-Cooling	2,4 / 2,5	430	710/240/500	A	685 /637	GMCC	3,21/3,61	1/4" 3/8"	24000	400
ACI - 10 HE	Heating-Cooling	2,6 / 3,2	450	720/260/540	A	825/747	GMCC	3,29/3,61	1/4" 3/8"	26000	433
ACI - 14 HE	Heating-Cooling	3,7 / 3,9	550	720/260/540	A	997/970	GMCC	3,29/3,61	1/4" 3/8"	28500	475
ACI - 20 HE	Heating-Cooling	6,0 / 6,5	800	802/298/535	A	1548/1440	HIGHLY	3,23/3,62	1/4" 1/2"	44000	733
ACI - 26 HE	Heating-Cooling	7,9 / 8,6	1175	802/298/535	A	2070/1880	HIGHLY	3,23/3,62	1/4" 1/2"	55800	930
model Sydney											
		<ul style="list-style-type: none"> Self-diagnosis function Autoclean Mode Turbo Automatic restart 									
ACK-07 HE	Heating-Cooling	2,2 / 2,3	400	730/254/170	C	783/676	LANDA	2,81/3,4	1/4" 3/8"	15300	255
ACK-09 HE	Heating-Cooling	2,6 / 2,8	400	730/254/170	C	939/853	LANDA	2,81/3,3	1/4" 3/8"	16500	275
ACK-12 HE	Heating-Cooling	3,2 / 3,3	650	845/275/180	C	1146/1049	LANDA	2,81/3,21	1/4" 3/8"	22000	367
ACK-18 HE	Heating-Cooling	4,7 / 4,9	850	945/298/211	B	1460/1430	LANDA	3,22/3,43	1/4" 1/2"	35000	583
ACK-24 HE	Heating-Cooling	6,1 / 6,5	850	945/298/211	B	1900/1900	LANDA	3,24/3,42	1/4" 1/2"	47000	783
ACK-32 HE	Heating-Cooling	8,0 / 8,5	1200	1080/325/245	C	2846/2647	LANDA	2,81/3,21	1/4" 5/8"	52000	867
ACK-38 HE	Heating-Cooling	9,3/9,9	1400	1350/326/253	B	2674/2930	Copeland	3,5/3,4	3/8" 3/4"	67000	1117
model Tasmania											
		<ul style="list-style-type: none"> Super quiet 22 dB(A) Mode Turbo Automatic restart Timer 24 hours 									
ACN - 07 HE Tasmania	Heating-Cooling	2,2 / 2,3	400	708/190/263	B	0,73/0,64	QingAn	3,0/3,6	1/4" 3/8"	15300	255
ACN - 09 HE Tasmania	Heating-Cooling	2,6 / 2,8	420	708/190/263	B	0,85/0,75	QingAn	3,1/3,7	1/4" 3/8"	16500	275
ACN - 14 HE Tasmania	Heating-Cooling	3,2 / 3,25	650	865/200/290	B	1,08/0,92	QingAn	3,0/3,5	1/4" 3/8"	22000	367
ACN - 18 HE Tasmania	Heating-Cooling	5,0/5,0	1650	1008/225/318	B	1,6/1,38	Rechi	3,1/3,61	1/4" 1/2"	35000	583
ACN - 24 HE Tasmania	Heating-Cooling	6,8/7,2	1800	1008/225/318	B	2,2/2	Panasonic	3,1/3,61	1/4" 5/8"	47000	783
model LUXURY											
		<ul style="list-style-type: none"> Energy efficiency class A Self-diagnosis function Mode Turbo 									
ACL - 07 HE	Heating-Cooling	2,2 / 2,3	420	695/245/430	B	765/ 670	Rechi	2,61/2,99	1/4" 1/2"	15300	255
ACL - 09 HE	Heating-Cooling	2,6 / 2,8	450	695/245/430	B	870/880	Rechi	2,84/3,22	1/4" 5/8"	16500	275
ACL - 14 HE	Heating-Cooling	3,4 / 3,5	600	695/245/430	B	1200/1050	Huayun Sanyo	2,67/3,10	1/4" 3/8"	22000	367
ACL - 20 HE	Heating-Cooling	5,6 / 6,3	800	780/245/640	B	1590/1650	Hitachi	3,02/3,21	1/4" 1/2"	35000	583
ACL - 26 HE	Heating-Cooling	7,5 / 7,9	1165	860/308/730	B	2330/2300	Panasonic	3,02/3,22	1/4" 5/8"	47000	783
model LUXURY Inverter											
ACU - 08 HE	Heating-Cooling	2,4 / 2,5	430	795/187/265	A	630/700	Panasonic	3,25/3,65	1/4" 3/8"	24000	400
ACU - 10 HE	Heating-Cooling	2,6 / 3,2	450	795/187/265	A	770/820	Panasonic	3,25/3,66	1/4" 3/8"	26000	433
ACU - 14 HE	Heating-Cooling	3,7 / 3,9	550	795/187/265	A	1010/1520	Panasonic	3,22/3,64	1/4" 3/8"	28500	475
ACU - 20 HE	Heating-Cooling	6,0 / 6,5	800	938/187/265	A	1560/1520	Mitsubishi	3,21/3,62	1/4" 1/2"	44000	733
ACU - 26 HE	Heating-Cooling	7,9 / 8,6	1175	1046/234/299	A	2350/2230	Mitsubishi	3,02/3,41	1/4" 5/8"	55800	930
Cassette Type											
		<ul style="list-style-type: none"> Built-in drain pump Fresh air inflow Compressor crankcase heater 									
ACQ - 20 HE	Heating-Cooling	5,3 / 5,8	900	263/615/615		1760/1800		3.01	1/4" 1/2"	59100	985
ACQ - 30 HE	Heating-Cooling	7,2 / 8,1	1300	250/835/835		2390/2500		3.01	3/8" 5/8"	77280	1288
ACQ - 36 HE	Heating-Cooling	10,6 / 11,7	1500	250/835/835		3770/3500		2.81	3/8" 5/8"	111600	1860
ACQ - 48 HE	Heating-Cooling	14,0 / 15,5	1800	290/835/835		4870/5130		2.87	3/8" 3/4"	120120	2002
ACQ - 60 HE	Heating-Cooling	17,6 / 18,5	1800	290/835/835		5710/6000		3.08	3/8" 3/4"	146400	2440
Floor Ceiling Type											
		<ul style="list-style-type: none"> Built-in drain pump Fresh air inflow Compressor crankcase heater 									
ACT - 20 HE	Heating-Cooling	5,3 / 5,8	850	929/660/205		1720/1770		3.08	1/4" 1/2"	58800	980
ACT - 30 HE	Heating-Cooling	7,2 / 8,1	1200	1280/660/205		2180/2500		3.31	3/8" 5/8"	77400	1290
ACT - 36 HE	Heating-Cooling	10,6 / 11,7	1500	1280/660/205		3770/3500		2.81	3/8" 3/4"	111300	1855
ACT - 48 HE	Heating-Cooling	14,0 / 15,5	1800	1631/660/205		4870/5130		2.87	3/8" 3/4"	116700	1945
ACT - 60 HE	Heating-Cooling	17,6 / 18,5	1800	1631/660/205		5710/5970		3.08	3/8" 3/4"	145800	2430
Price is valid from 01.02.2018											
3 year warranty, 5 year warranty compressor											